

pco.dimax HD / HD+

high speed CMOS cameras

highest
color fidelity

excellent
ISO speed



high speed
2128 fps
@ Full HD

high resolution
1920 x 1080 pixel HD
1920 x 1440 pixel HD+

features


free of session referencing

With innovative use of on chip information, the pco.dimax offers an operation free from session referencing, which does not require any additional mechanical shutter for dark referencing. The pco.dimax incorporates an internal fully automatic referencing feature that does not require additional operator intervention. Therefore it is possible to change frame rates “on the fly” (during recording).


color image quality

The pco.dimax incorporates sophisticated techniques to achieve its high color image quality, proven and recommended by broadcast experts and camera men. This quality applies for high speed frame rates to shoot slow motion clips as well as for standard broadcast frame rates (such as 50 to 60 fps for HDTV 1080p).

A combination of special optical filters and an optimized color-calibration achieves an excellent sRGB image quality. According to ISO Standard 17321 the pco.dimax reaches quality grades of 83 SMI (matching high end digital cameras with typical 75 to 90 SMI). This can be seen by the typical test image sample in the figure, which shows a demanding scene for a correct Bayer pattern color conversion.



A typical test image with color checker, MTF test charts and challenging structures obtained with a color pco.dimax.




The top image shows the typical fixed pattern structures in the dark image of high speed CMOS image sensors, while the lower image shows the lower and more homogeneous noise in the dark image of a pco.dimax.

low light performance

The customized CMOS image sensor in combination with proprietary algorithms achieves a very low dark signal non-uniformity (DSNU), which can be seen in the figure in a comparison of the dark image of a standard high speed CMOS image sensor and a dark image of the pco.dimax. Hence high quality images can also be recorded at low light sceneries. The low light performance is even further improved by the CDI mode, which is explained in the next section.

CDI

If structural information in the dark side of the histogram of the images is of major importance, the pco.dimax with its correlated double image (CDI) mode offers to record images with increased dynamic range and a 30% better performance on the weak signal side of the images (at the expense of half of the usual frame rate).



A bald eagle catches its prey - original resolution 1920 x 1080 @ 500 frames/s (color version)

features

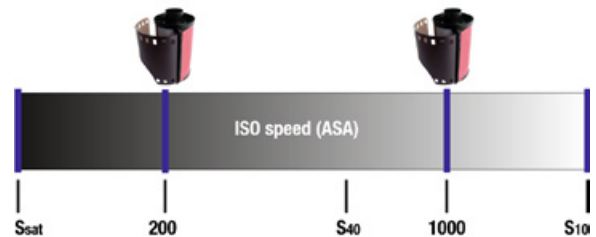


Crashtest, single extracted images of sequence - original resolution 2016 x 2016 @ 1102 frames/s (color version)

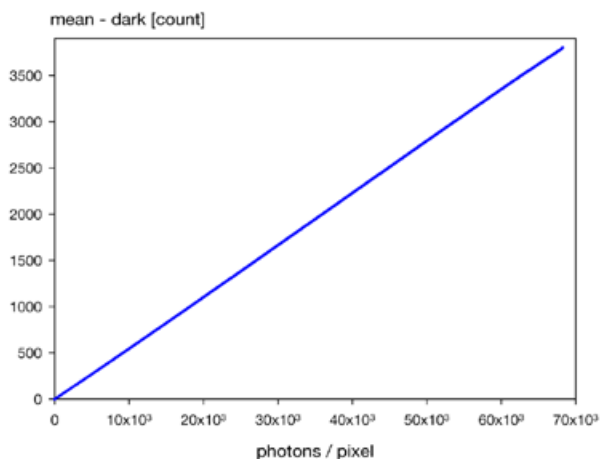
light sensitivity & ISO speed

Compared to analog photographic films, which are limited to one light sensitivity value, the pco.dimax offers a range of sensitivities (displayed as a band in the figure) called ISO speeds, specified by the ISO Standard 12232. It defines the parameters s_{sat} , $s_{noise40}$ and $s_{noise10}$ for digital camera characterization.

s_{sat} gives the maximum amount of light the sensor can process. $s_{noise40}$ defines “excellent” and $s_{noise10}$ “acceptable image quality”. Both $s_{noise40}$ and $s_{noise10}$ are based on noise and quality image comparisons. Qualitatively speaking, the broader the band from s_{sat} to $s_{noise10}$ (see figure), the better the camera performance becomes. The pco.dimax provides image recording from ISO Speed 160, for highest quality, up to 16,000 and more at high frame rates.



The graph shows the ISO 12232 values s_{sat} , s_{40} and s_{10} relative to the formerly used sensitivity values for negative film (examples give ASA 200 and ASA 1000) along a virtual sensitivity scale.



EMVA 1288 linearity measurements of a pco.dimax.

linearity

For quantitative image measurements and analysis the linearity of the camera is a prerequisite. The EMVA 1288 linearity measurement results, as shown in the graph next to this text, demonstrate the scientific grade linearity that is a feature of the pco.dimax.

synchronization & trigger

A precise camera to camera synchronization for pco.dimax cameras is integrated by a master-slave mode with a remarkable low jitter (< 50 ns). Further a variety of trigger signals can be used for sequence as well as for single image triggering, allowing for low level, high level, differential and passive signals at the optically isolated inputs. Time code can be added by an IRIG-B signal (modulated or unmodulated). These features are extremely useful for stereo camera applications for 3D motion analysis and 3D particle image velocimetry (3D PIV) measurements.

technical data

image sensor HD/HD+

type of sensor	CMOS
image sensor	proprietary
resolution (h x v)	1920 x 1080 pixel HD 1920 x 1440 pixel HD+
pixel size (h x v)	11 µm x 11 µm
sensor format / diagonal	21.1 x 11.9 mm ² / 24.2 mm HD 21.1 x 15.8 mm ² / 26.4 mm HD+
shutter mode	global (snapshot)
MTF	45.5 lp/mm (theoretical)
fullwell capacity	36000 e ⁻
readout noise	23 e ⁻ rms (typ.) 18 e ⁻ rms (CDI, typ.)
dynamic range	1600 : 1 (64 dB) 2000 : 1 (65 dB, CDI ¹)
quantum efficiency	50 % @ peak
spectral range	290 nm .. 1100 nm
dark current	530 e ⁻ /pixel/s @ 20 °C
DSNU	< 0.6 cnts. rms @ 90 % center zone
PRNU	< 1 % @ 80 % signal

camera HD/HD+

max. frame rate (full frame)	2128 fps HD 1603 fps HD+
exposure/shutter time	1.5 µs .. 40 ms
dynamic range A/D	12 bit
A/D conversion factor	8.8 e ⁻ /count
pixel scan rate	55 MHz
pixel data rate	4413 Mpixel/s HD 4432 Mpixel/s HD+
region of interest	steps of 48 x 4 pixel (centered)
non linearity	< 0.5 % (diff.) / < 0.2 (integr.)
primary image memory (camRAM)	9 GB / 18 GB / 36 GB
trigger input signals	frame trigger, sequence trigger, stop trigger ²
trigger output signals	exposure, busy
data interface	USB 3.0, GigE/USB 2.0, CameraLink
time stamp	in image (1 µs resolution)
time code input	IRIG-B (optional)
interframing time ⁴	3.58 µs (optional)
operational shock	30 g @ 11 ms, half sine wave, all axes
operational vibration	25 g @ 1 - 150 Hz, all axes

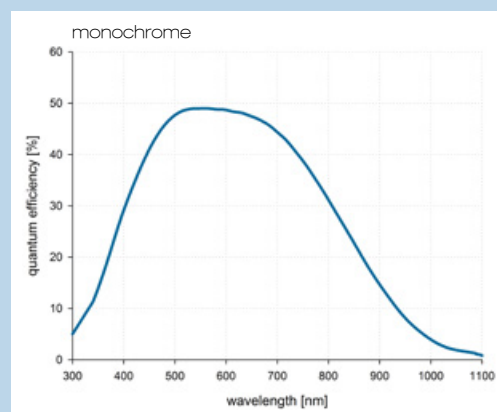
general HD/HD+

power supply	90 .. 260 VAC (12 VDC opt.)
power consumption	80 W (120 W with battery ⁵)
weight	7.9 kg
ambient temperature	+ 5 °C .. + 40 °C
operating humidity range	10 % .. 90 % (non-condensing)
storage temperature range	- 20 °C .. + 70 °C
optical interface	F-mount (std.) / C-mount (opt.)
CE / FCC certified	yes

frame rate table³

typical examples [pixel]	frame rate	images in memory (36 GB)
pco.dimax HD		
1920 x 1080	2 128 fps	12 298
1296 x 720	4 347 fps	27 327
1008 x 1000	3 822 fps	25 297
480 x 240	23 061 fps	221 036
240 x 16	130 641 fps	6 325 870
pco.dimax HD+		
1920 x 1440	1 603 fps	9 223
1920 x 1080	2 128 fps	12 298
1296 x 720	4 347 fps	27 327
1008 x 1000	3 822 fps	25 297
480 x 240	23 061 fps	221 036
240 x 16	130 641 fps	6 325 870

quantum efficiency



¹ in correlated double image mode (CDI) the readout noise is reduced and therefore the intrasene dynamic is improved.

² all trigger input signals are optically isolated and various signal conditions can be selected like: low level TTL, high level TTL, differential (RS-485) and passive (contact closure).

³ the given resolutions are selected for the frame rate calculations only, they are not mandatory. For region of interest conditions see table above.

⁴ time between two consecutive images for particle image velocimetry (PIV) applications

⁵ includes charging current

technical data

software

For camera control, image acquisition and archiving of images in various file formats PCO provides the software application Camware (Windows XP, 7 and 8).

A camera SDK (software development kit) including a 32 / 64 bit dynamic link library for user customization and integration on PC platforms is available for free.

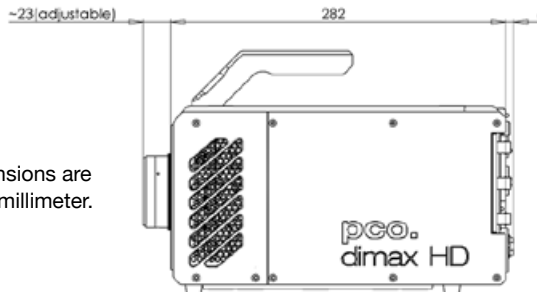
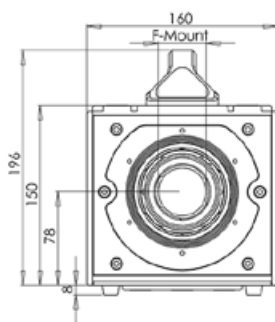
For a list of third party software supported, please visit www.pco.de

options

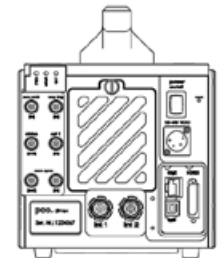
monochrome & color versions available; rechargeable battery packs; custom made versions

dimensions

F-mount lens changeable adapter.



All dimensions are given in millimeter.



camera views



ISO speed rating^{1,2}

color (raw)	S_{sat}	160
	$S_{noise, 40}$	500
	$S_{noise, 10}$	3 200
color (NLM noise filtered)	S_{sat}	160
	$S_{noise, 40}$	1 250
	$S_{noise, 10}$	6 400
monochrome (raw)	S_{sat}	1 250
	$S_{noise, 40}$	2 500
	$S_{noise, 10}$	16 000
monochrome (raw & NLM noise filtered)	S_{sat}	1 250
	$S_{noise, 40}$	> 10 000
	$S_{noise, 10}$	> 50 000

Color

CIE Lab ΔE^3	average	< 2.4
SMI ⁴	ISO 17321	> 83
color space	sRGB / ITU-R	BT.709

¹ ISO 12232: Photography - Electronic still-picture cameras - Determination of ISO speed

² measured with daylight 6000 K

³ using a Macbeth Colorchecker - 24 patches color

⁴ Sensitivity metamersim index (SMI) is defined in the ISO Standard 17321 and describes the ability of a camera to reproduce accurate colors using a Macbeth Colorchecker - 18 patches color

Further information can be found on www.pco.de



applications

automobile safety tests



The recording of high speed sequences of safety tests is a requirement by law for car manufacturers. But more and more these recordings are as well used for 3D measurements to improve the modelling.

motion analysis



Nature documentation and super slow motion are a recent combination, which attracts people to watch and get new insights into animal life. Here ducklings were observed with a pco.dimax HD+ by Blue Paw Artists in Guyana.

physical science



The documentation and subsequent motion analysis are also important tools to improve space technology. Here the last shuttle start was recorded with two pco.dimax cameras. Courtesy of NASA, Florida, USA.

3D motion analysis



The deflation of a side-airbag under demanding light conditions was precisely recorded with a pco.dimax.

material testing



A material test was recorded with two pco.dimax high speed cameras in a stereo configuration. The exact synchronisation was important for the application. Courtesy of GOM Optical Measuring Techniques, Braunschweig, Germany.

tv / broadcasting



For news and sport information on TV it is always interesting to show fast events in slow motion. Here the controlled blasting of old Bayernoil smokestacks (Ingolstadt, Germany) was recorded by a pco.dimax.

application areas

■ material testing ■ airbag inflation ■ high speed particle image velocimetry (PIV) ■ tensile testing ■ short time physics ■ hydrodynamics ■ spray analysis ■ combustion analysis ■ deformation ■ machine vision ■ industrial quality control ■ hypervelocity impact studies ■ fuel injection ■ ballistics ■ abrasive material research ■ sparks in electrical switches ■ research in ignition ■ high speed photogrammetry

europa (HQ)

PCO AG
Donaupark 11
93309 Kelheim
Germany

+49 9441 2005 50
info@pco.de
pco.de

america

PCO-TECH Inc.
1000 N West Street, Suite 1200
Wilmington, DE 19801

+1 866 678 4566
info@pco-tech.com
pco-tech.com

asia

PCO Imaging Asia Pte.
3 Temasek Ave
Centennial Tower, Level 34
Singapore, 039190

+65 6549 7054
info@pco-imaging.com
pco-imaging.com

china

Suzhou PCO Imaging
Technology Co., Ltd.
Room A10, 4th Floor, Building 4
Ascendas Xinsu Square,
No. 5 Xinghan Street
Suzhou Industrial Park,
China 215021

+86 512 67634643
info@pco.cn
pco.cn